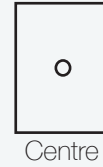


CONFIGURATIONS

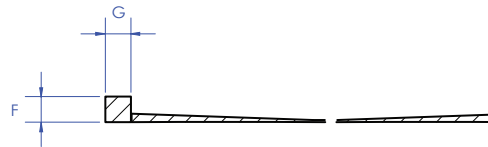
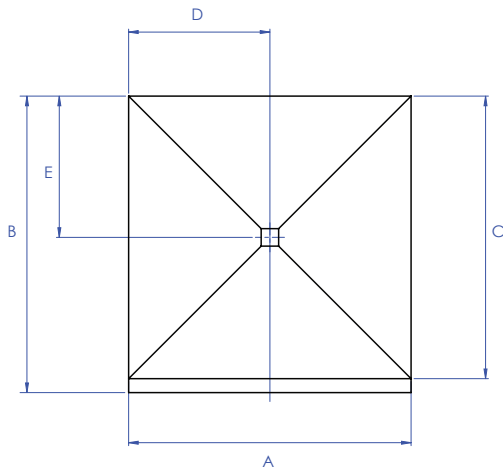
WASTE TYPES



PRODUCT FEATURES

- Made from Lightweight Rigid Polyurethane
- Flexibility with the size, shape and drain position eliminates expensive structural floor changes.
- Can be installed onto solid timber, particle board, concrete or slate/tile sub floors.
- The ProFinish installation process simplifies the resource consent procedure.
- Provides an instant slope for tiled showers while creating a professional finish
- Custom Options Available

SPECIFICATIONS



		A	B	C	D	E	F	G
T4963	ProFinish Hobbed Tray Only 3S 900x900 Centre Waste	900	900	840	450	420	60	60
T4987	ProFinish Hobbed Tray Only 3S 1000X1000 Centre Waste	1000	1000	940	500	470	60	60
T5007	ProFinish Hobbed Tray Only 3S 1100X1000 Centre Waste	1100	1000	940	550	470	60	60
T5014	ProFinish Hobbed Tray Only 3S 1200X1000 Centre Waste	1200	1000	940	600	470	60	60

DESCRIPTION:

The ProFinish™ Tile Tray System is made in New Zealand from high density, environmentally safe, rigid polyurethane, and replaces the need for a traditional sand and cement sloped tile shower base.

Since its launch with Jigsaw, the ProFinish™ Tile Tray System has expanded to include the premade Tile Tray, Wedge Tile Tray with Channel Drain Kit, Barrier Free Floor System and Recessed Tile Shelf; all made from the same high density, rigid polyurethane.

The ProFinish™ Tile Tray System offers flexibility, as trays can be custom manufactured to suit individual requirements. ProFinish™ Trays are easy to install, can accommodate either a channel drain or standard tile waste, are suitable for above floor or recessed application, and can be manufactured to accommodate virtually any waste position.

The ProFinish™ Tile Tray System is bonded to the floor, using compliant “Wet Area” wall linings, a continuous waterproofing membrane on floors, tray and up the walls. This whole enclosure is then ready for tiling.

CONTRIBUTIONS TO COMPLIANCE

B2.3.1 (b) and B2.3.2: The Newline ProFinish™ shower system, when exposed to normal conditions of the environment and subjected use, are intended to have serviceable minimum life period of 20 years and be compatible with ceramic and stone tile finishes that have a serviceable life of between 15 to 25 years. Refer to Appraisal for more information.

E3.3.2 and E3.3.6: The Newline ProFinish™ Shower System will prevent the passage of moisture from penetrating behind wall linings or entering concealed spaces. All surfaces of the membrane must have a finished surface of ceramic or stone tile. Full list of fall positions and compliance standards are outlined in Appraisal document.

F2.3.1: The Newline ProFinish™ Shower System is made from a rigid polyurethane base that does not give rise to harmful concentrations. Refer to Appraisal for more information.

SCOPE OF USE

The Newline ProFinish™ Shower System is intended for use in the following environments:

- Buildings where an enclosed shower tray system and impervious waterproof membrane is required to floor and wall wet areas as defined in E3/AS2 to prevent damage to building elements and adjoining structures.
- Suitable for uses in applications such as residential housing, commercial bathrooms, hotels and apartments.
- For full scope of use required, refer to Appraisal and Installation Instructions.

CONDITIONS OF USE

- Refer to appraisal for full scope of system. The ProFinish system must be installed according to the ProFinish Installation manual.
- When designed and installed correctly, no maintenance of the Newline ProFinish™ shower system is required or is achievable. A regular check of the finished surfaces must be made to ensure it remains fully adhered to the substrate. Any cracks or damage that may occur to the finished surface must be repaired by a professional tradesperson immediately. Refer to Product Appraisal and Newline Maintenance Document for more information.
- Product should be installed by an experienced installer or tradesperson to ensure best outcome.

WARNINGS AND BANS

This product is not subject to warning or bans under section 26 of the Building Act 2004.

CONTACT DETAILS

Location: NZ for Local and Imported Products

Legal and Trading Name of Manufacturer: Newline Group Ltd

Importer Address for Service: 54 Unutoto Place, Tauranga, 3171

Importer Website: newline.nz

Importer Email: info@newline.co.nz

Importer Phone Number: 0508 NEWLINE

SUPPORTING DOCUMENTATION

The following additional documentation supports the above statements:

[ProFinish Installation Manual](#)

[Warranty Information](#)

[ProFinish Appraisal Document](#)